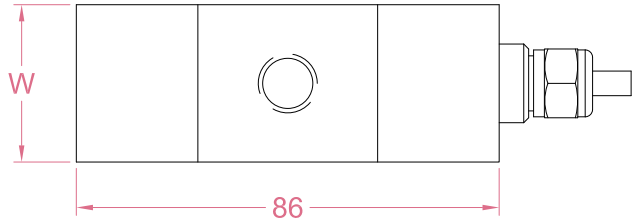
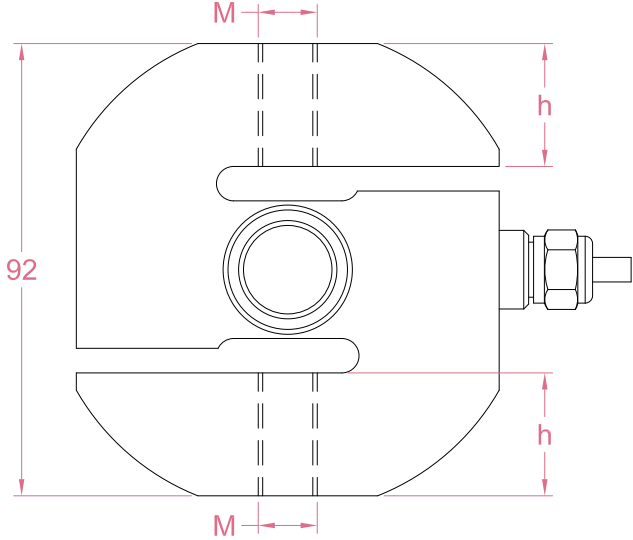




Dimensions in "mm"



Capacity	W	h	M
0.5/1t	32	25	M12*1.75
2/3t	32	25	M20*1.5
5/6/7.5t	50	24	M24*2



Order example:

2 x LCS12 - 2t

Quantity Model Capacity

Email to sales@loadcellsensor.com for a quote

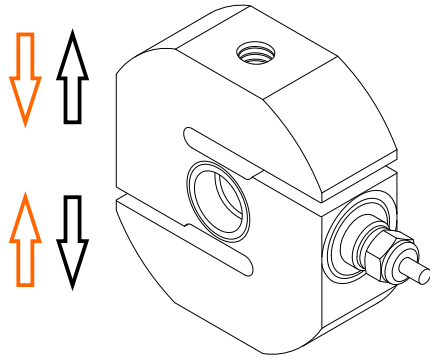
Specifications			
Rated Capacity	0.5/1/2/3/5/6/7.5 ton		
Rated Output	2.0±0.005 mV/V	Compensated Temp.	-10...+40°C
Excitation	3~15V	Operating Temp.	-35...+65°C
Zero Balance	±0.03 mV/V	Temp. Coeff. of Zero	±0.002% F.S./°C
Nonlinearity	±0.02% F.S.	Temp. Coeff. of Span	±0.002% F.S./°C
Hysteresis	±0.02% F.S.	Input Resistance	350±10 Ohms
Nonrepeatability	±0.015% F.S.	Output Resistance	352±5 Ohms
Creep(30min)	±0.02% F.S.	Insulation Resistance	>2000M Ohms(50V)
Safe Load Limit	150% F.S.	IP Rating	IP68
Breaking Load	250% F.S.	Element Material	Stainless steel
Cable	Ø5*3000mm for 0.5t, Ø5*6000mm for 1t~7.5t 4-conductor shielded cable		

• LCS reserves the right to modify its design and specifications without notice

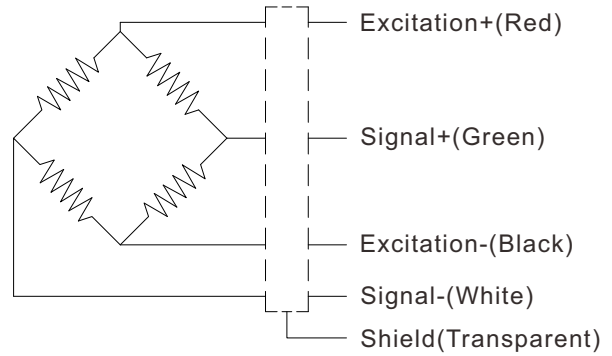




Load direction



Wiring Code@Compression



Shield is NOT connected to the sensor body

