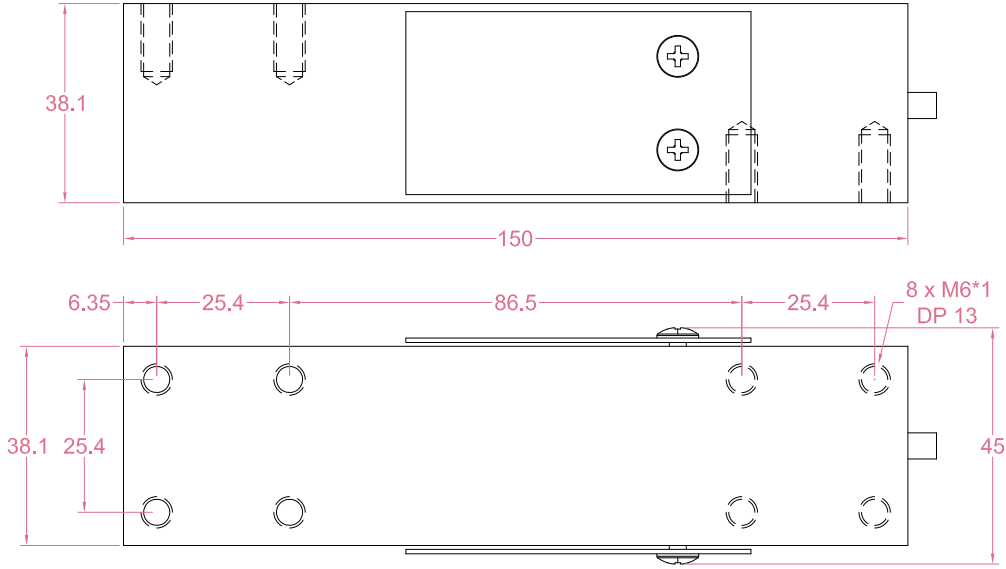




Dimensions in "mm"



Order example:

2 x LCE18 - 100kg

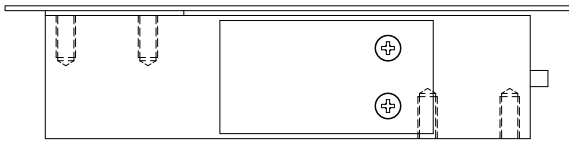
Quantity Model Capacity
Email to sales@loadcellsensor.com for a quote

Specifications			
Rated Capacity	50/100/150/200/250 kg		
Rated Output	2.0±0.2 mV/V	Compensated Temp.	-10...+40°C
Excitation	3~15V	Operating Temp.	-20...+65°C
Zero Balance	±0.05 mV/V	Temp. Coeff. of Zero	±0.002% F.S./°C
Nonlinearity	±0.02% F.S.	Temp. Coeff. of Span	±0.002% F.S./°C
Hysteresis	±0.02% F.S.	Input Resistance	410±10 Ohms
Nonrepeatability	±0.015% F.S.	Output Resistance	352±5 Ohms
Creep(30min)	±0.02% F.S.	Insulation Resistance	>2000M Ohms(50V)
Safe Load Limit	120% F.S.	IP Rating	IP65
Breaking Load	150% F.S.	Element Material	Aluminum alloy
Cable	Ø5*3000mm 6-conductor shielded cable		

• LCS reserves the right to modify its design and specifications without notice

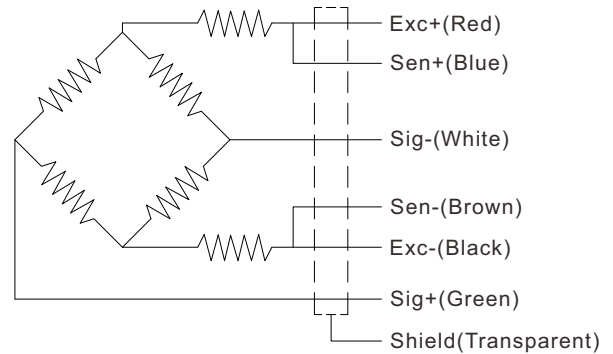


Load direction



Suitable for off center load measurement.
 Platform size goes up to 400x400mm

Wiring Code



Shield is NOT connected to the sensor body

Sensor/Amplifier/Indicator

Items	Power supply	Output/Function
LCE18	3-15V (Constant)	0mV...+30mV (Depending on the power supply)
LCE18 + Analog amplifier	12~24V DC	0-3.3V,0-5V,0-10V, 0-20mA,4-20mA...
LCE18 + Digital amplifier	12~24V DC	RS485 or RS232 output
LCE18 + Indicator	12~24V DC	Display force value Switch/Relay output Peak holding RS485/RS232 interface 0-5V/0-10V/4-20mA output
Email us for datasheet of amplifier and indicator		