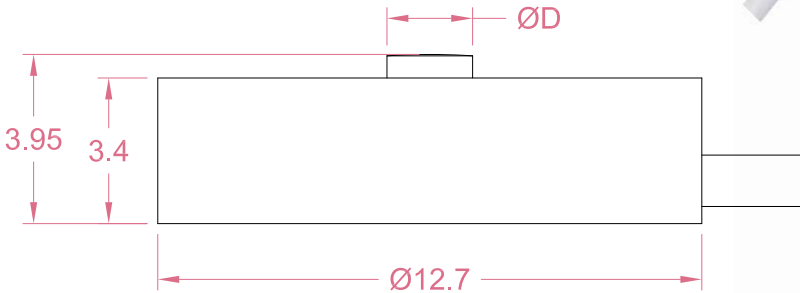




Dimensions in "mm"



Capacity	D
5/10/20/50kg	2
100kg	3.6

Order example:

2 x LCB03 - 10kg

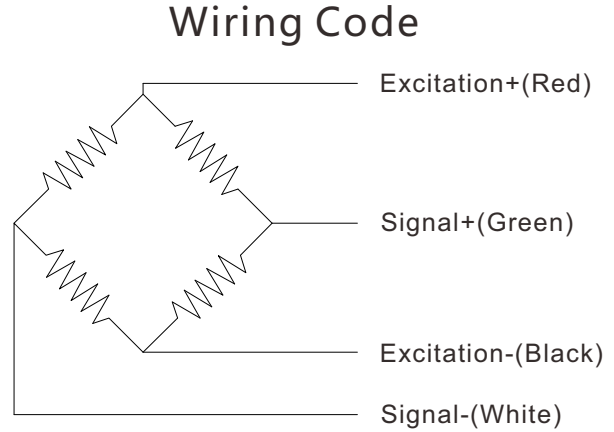
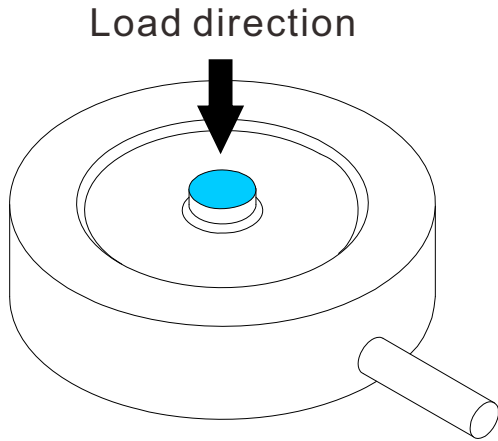
Quantity Model Capacity

Email to sales@loadcellsensor.com for a quote

Specifications			
Rated Capacity	5/10/20/50/100 kg		
Rated Output	1.5 mV/V	Compensated Temp.	0...+40°C
Excitation	3~10V	Operating Temp.	-20...+60°C
Zero Balance	±0.1 mV/V	Temp. Coeff. of Zero	±0.05% F.S./°C
Nonlinearity	±1% F.S.	Temp. Coeff. of Span	±0.05% F.S./°C
Hysteresis	±1% F.S.	Input Resistance	1000±100 Ohms
Nonrepeatability	±0.5% F.S.	Output Resistance	1000±100 Ohms
Creep(5min)	±0.3% F.S.	Insulation Resistance	>2000M Ohms(50V)
Safe Load Limit	120% F.S.	IP Rating	IP62
Breaking Load	150% F.S.	Element Material	Stainless steel
Cable	Ø1.2*3000mm 4-conductor cable		

• LCS reserves the right to modify its design and specifications without notice





Sensor/Amplifier/Indicator

Items	Power supply	Output/Function
LCB03	3-10V (Constant)	0...+15mV (Depending on the power supply)
LCB03 + Analog amplifier	12~24V DC	0-3.3V,0-5V,0-10V, 0-20mA,4-20mA...
LCB03 + Digital amplifier	12~24V DC	RS485 or RS232 output
LCB03 + Indicator	12~24V DC	Display force value Switch/Relay output Peak holding RS485/RS232 interface 0-5V/0-10V/4-20mA output
Email us for datasheet of amplifier and indicator		